

Chapter 15 Anchor, Bow Roller, and Anchor Chain Connection



FOLDING GALVANIZED FISHERMAN ANCHOR

ITEM NO.	Weight
020111	11Lbs (5kg)
020112	22Lbs (10kg)
020113	26,4Lbs (12kg)
020115	33Lbs (15kg)
020116	44Lbs (20kg)



FISHING NET HOOK AISI 304

ITEM NO.	B mm	L mm		Weight
009600	140	200	AISI 304	450g
009601	220	240	AISI 304	965g
009602	300	430	AISI 304	

SPIRAL GROUND ANCHOR

steel N/P

ITEM NO.	Length	Weight
020317	17"(43cm)	420g



DECK PIPES casted AISI 316

ITEM NO.	Base Φmm	Heigh mm	for chain mm	Weight
007412	100(4")	110(4-5/16")	6~8(3/16~5/16")	530g



CHAIN HOOK casted AISI 316

ITEM NO.	L	W	Weight
003904	155mm(6-1/8")	100mm(4")	680g
003905	120mm(4-3/4")	95mm(3-47/64")	170g



HINGED DECK PIPE casted AISI 316

ITEM NO.	Lcm	Wcm	Weight
007410	14.3(5-5/8")	10.4(4-1/8")	980g



ROUND STAINLESS STEEL DECK PIPES casted AISI 316

Accepts up to 7/8"(22mm) line

ITEM NO.	FlangeΦ	Weight
007400	3-3/4"(95mm)	490g



Chapter 15

Anchor, Bow Roller, and Anchor Chain Connection



ANCHOR CHUTE stamped AISI 304

ITEM NO.	Length	Width	Roller Dia		Weight
073500	16cm(6-1/2")	2"	6cm(2-1/4")	plastic roller	382g
073502	16cm(6-1/2")	2"	6cm(2-1/4")	brass roller	880g

on request AISI 316



MEDIUM FAIRLEAD BOW ROLLER stamped AISI 304

ITEM NO.	L	W	Weight
073501	9"(228mm)	1-3/4"(44mm)	1050g

on request AISI 316



BOW ROLLER casted AISI 316

White nylon pulley for ropes and chains.

ITEM NO.	L mm	W mm	Weight
073504	220	73	2kg



ANCHOR HOLDER AISI 304

ITEM NO. Weight

000138 600g

on request AISI 316



ANCHOR ROLLER COMBINATION CHAIN STOPPER AISI 304

ITEM NO.	W mm	L mm	Chain	Maxi anch
073503	100	240	6mm~up12mm	15~10kg

on request AISI 316

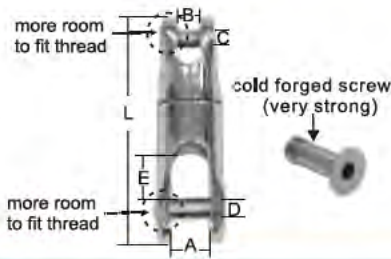


CHAIN STOPPER casted AISI 316

For chain 1/4"(6mm) to 3/8"(9mm)
removable pawl flips up when not in use


ITEM NO.	Base measure mm	BL/KGS	Weight
000121	3-1/8"(80)x2-3/4"(60)x2-1/4"(57)H	2000	670g

Chapter 15 Anchor, Bow Roller, and Anchor Chain Connection



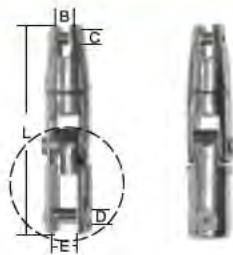
ANCHOR CHAIN CONNECTION swivel casted AISI 316

ITEM NO.	L mm	B mm	C mm	D mm	E mm	A mm	Weight
000134	96	9.4	7.6	9	22	17	250g
000139	121	13	11.5	11	29	20.7	600g



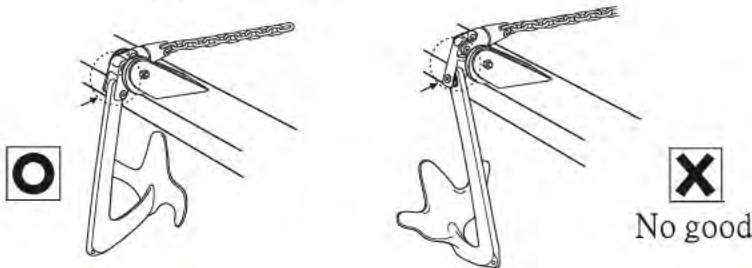
ANCHOR CHAIN CONNECTION swivel casted AISI 316

ITEM NO.	L mm	B mm	C mm	D mm	E mm
000136	145	9	7.5	9.5	17



ANCHOR CHAIN CONNECTION swivel casted AISI 316

ITEM NO.	L mm	B mm	C mm	D mm	E mm	Weight
000128	132	8.4	11	12	16.5	390g
000129	168	12.8	11.8	14.3	19.5	900g



CHAIN CLAW AISI 304

ITEM NO.	Chain mm	Weight
002300	6	230g
002301	8	



ANCHOR CHOCK AISI 304

lockable inside the chock

ITEM NO.	Up to	H mm
080017	5 kg	275
080018	15 kg	385

on request AISI 316